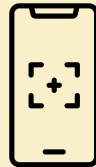



e-darussalam
gov
.bn

**How to register for
e-Darussalam?**

Option 1



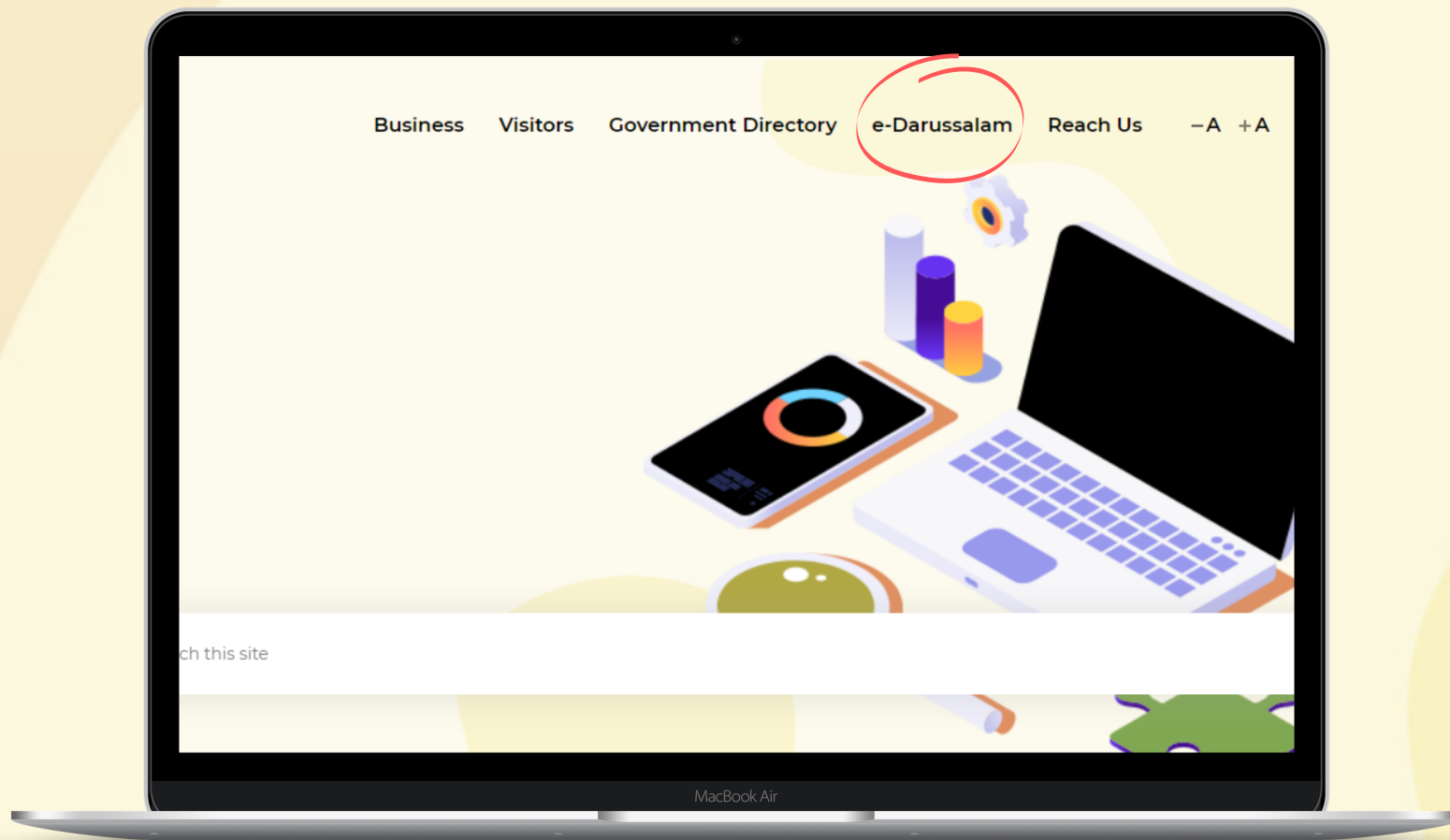
Scan the QR Code



Option 2

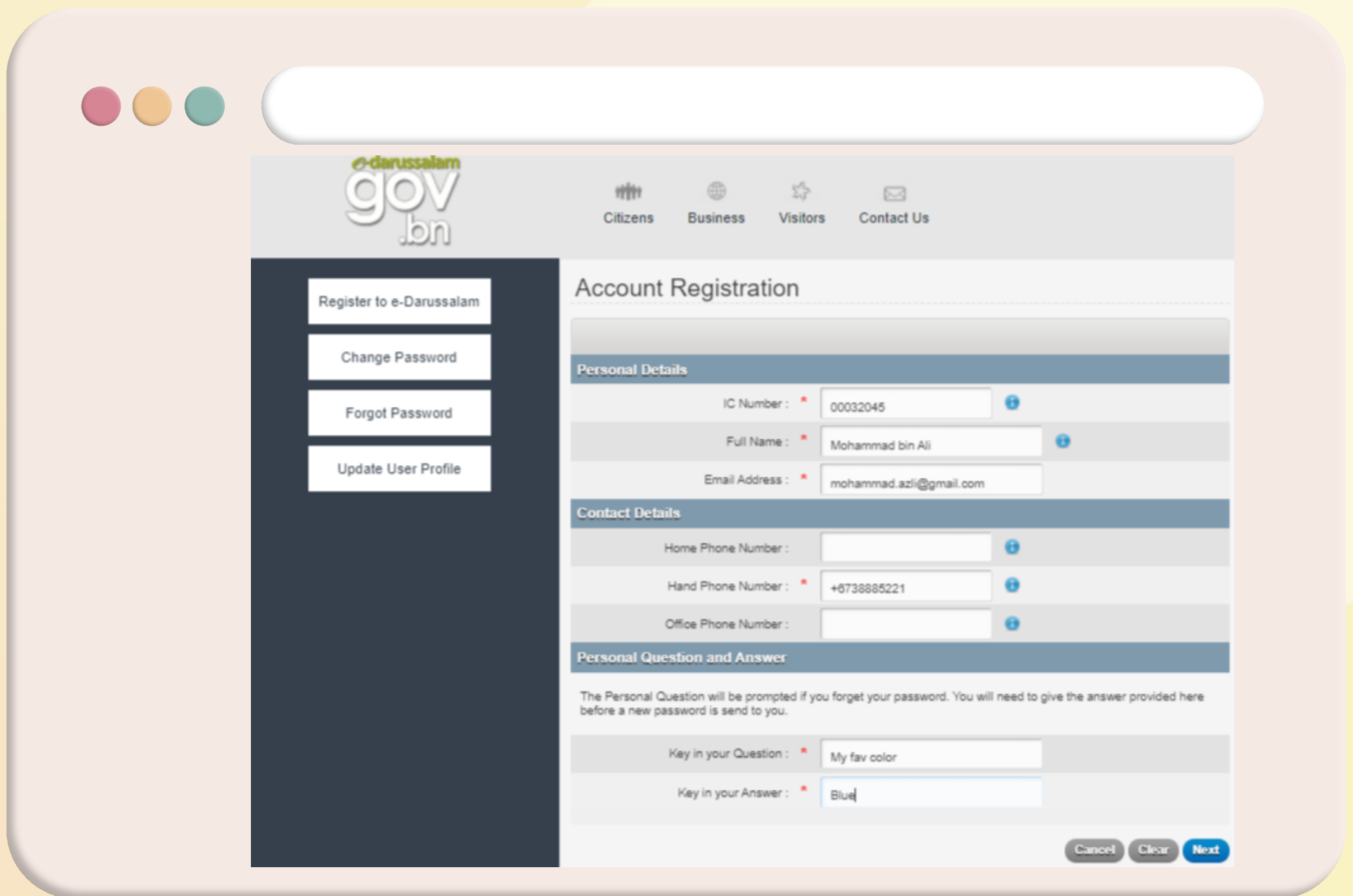
🔍 Step 1:

Go to www.gov.bn and click **e-Darussalam**



...  **Step 2:**

Fill in the registration form



The screenshot shows the 'Account Registration' page on the gov.bn website. The page is divided into a left sidebar and a main content area. The sidebar contains four buttons: 'Register to e-Darussalam', 'Change Password', 'Forgot Password', and 'Update User Profile'. The main content area is titled 'Account Registration' and contains three sections: 'Personal Details', 'Contact Details', and 'Personal Question and Answer'. Each section has several input fields with red asterisks indicating required fields. The 'Personal Details' section includes fields for IC Number (00032045), Full Name (Mohammad bin Ali), and Email Address (mohammad.azli@gmail.com). The 'Contact Details' section includes fields for Home Phone Number, Hand Phone Number (+6738885221), and Office Phone Number. The 'Personal Question and Answer' section includes fields for 'Key in your Question' (My fav color) and 'Key in your Answer' (Blue). At the bottom right of the form, there are three buttons: 'Cancel', 'Clear', and 'Next'.

gov.bn

Citizens Business Visitors Contact Us

Account Registration

Personal Details

IC Number : * 00032045

Full Name : * Mohammad bin Ali

Email Address : * mohammad.azli@gmail.com

Contact Details

Home Phone Number :

Hand Phone Number : * +6738885221

Office Phone Number :

Personal Question and Answer

The Personal Question will be prompted if you forget your password. You will need to give the answer provided here before a new password is send to you.

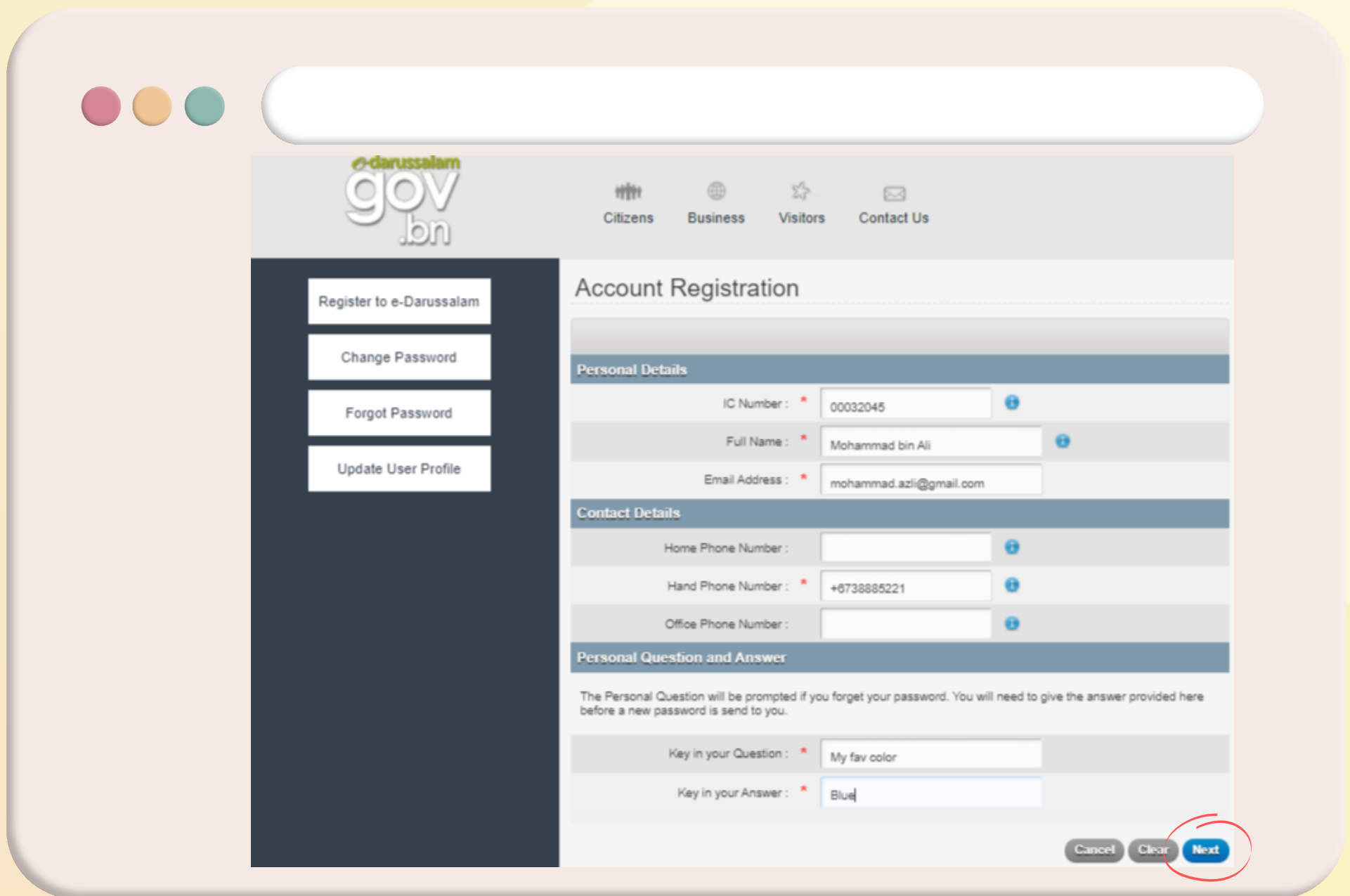
Key in your Question : * My fav color

Key in your Answer : * Blue

Cancel Clear Next

...  **Step 3:**

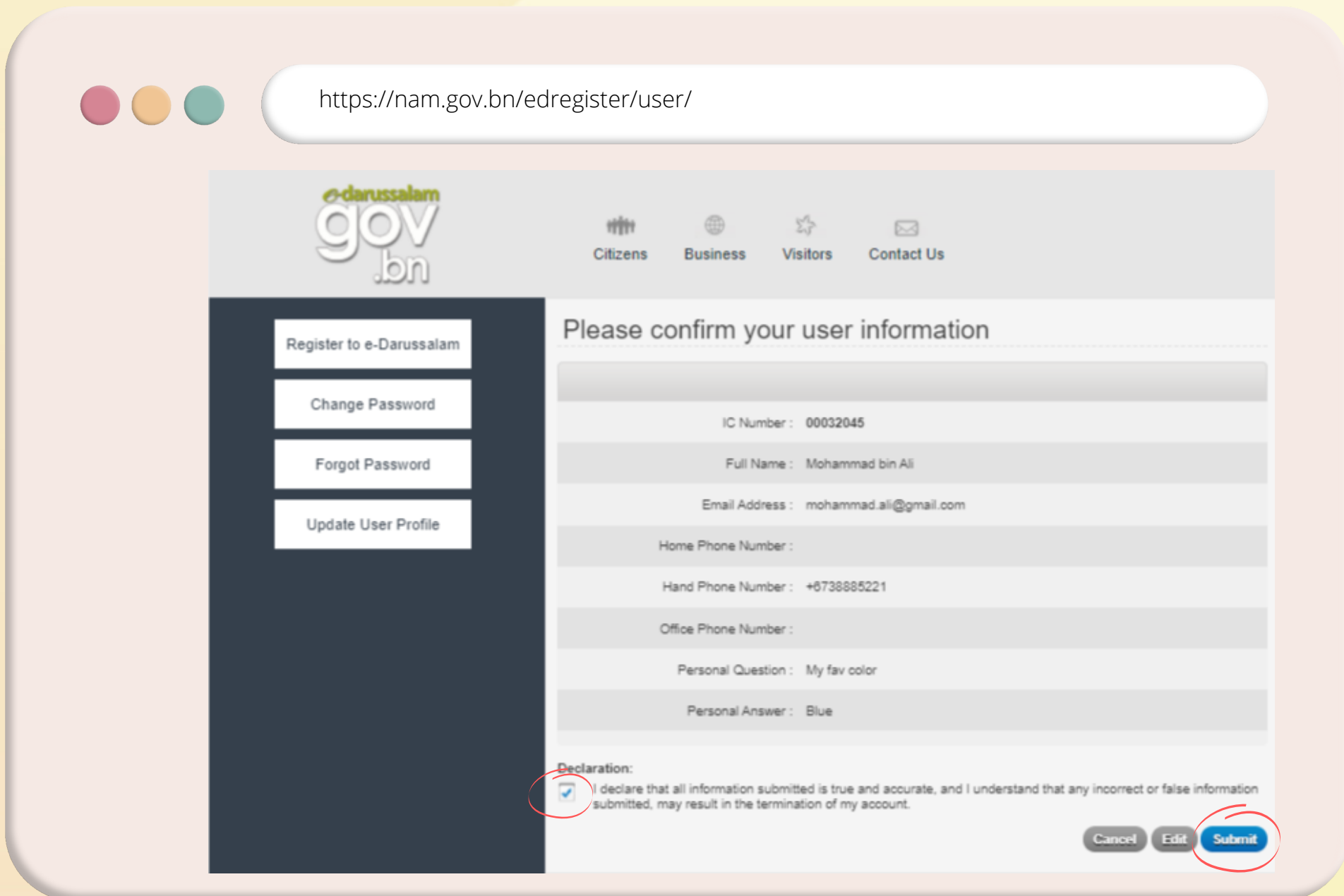
Click Next upon completion



The screenshot displays the 'Account Registration' page on the gov.bn website. The page is divided into a sidebar and a main content area. The sidebar contains four buttons: 'Register to e-Darussalam', 'Change Password', 'Forgot Password', and 'Update User Profile'. The main content area is titled 'Account Registration' and contains three sections: 'Personal Details', 'Contact Details', and 'Personal Question and Answer'. The 'Personal Details' section includes fields for 'IC Number' (00032045), 'Full Name' (Mohammad bin Ali), and 'Email Address' (mohammad.azli@gmail.com). The 'Contact Details' section includes fields for 'Home Phone Number', 'Hand Phone Number' (+6738885221), and 'Office Phone Number'. The 'Personal Question and Answer' section includes fields for 'Key in your Question' (My fav color) and 'Key in your Answer' (Blue). At the bottom right of the form, there are three buttons: 'Cancel', 'Clear', and 'Next'. The 'Next' button is circled in red.

Step 4:

Please confirm all information is correct by ticking the **Declaration box** and then click the **Submit button**



https://nam.gov.bn/edregister/user/

darussalam
gov
.bn

Citizens Business Visitors Contact Us

Register to e-Darussalam
Change Password
Forgot Password
Update User Profile

Please confirm your user information

IC Number : 00032045
Full Name : Mohammad bin Ali
Email Address : mohammad.ali@gmail.com
Home Phone Number :
Hand Phone Number : +6736885221
Office Phone Number :
Personal Question : My fav color
Personal Answer : Blue

Declaration:
 I declare that all information submitted is true and accurate, and I understand that any incorrect or false information submitted, may result in the termination of my account.

Cancel Edit **Submit**

✔ Step 5:

Successful submissions will be acknowledged via email.

Once registration email is received, please follow the activation steps.

